


TUK-A-WAY® SERIES

The GPTLR Series



Max-On Lok Dock Lock Underride shown



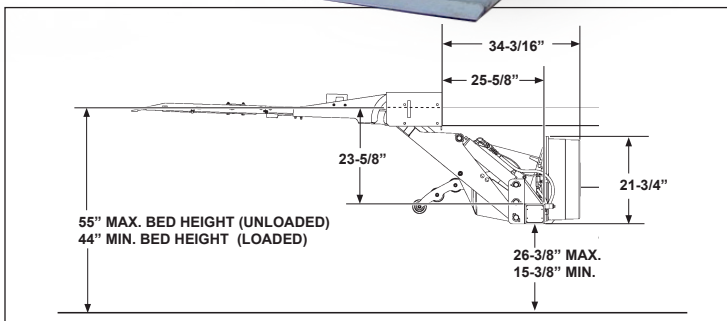
GPTLR SPECIFICATIONS*

The GPTLR is perfect for carts and pallets since the platform is easy to roll loads on and off. When the platform is lowered, it stays level and sits completely flat on the ground.

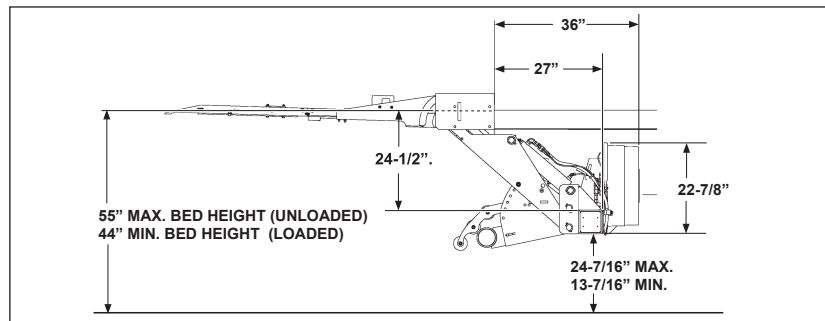
- Available cart stops and aluminum retention ramp help keep wheeled carts from rolling off the platform
 - Features the largest platform ever made for a Tuk-A-Way®
 - The Exclusive Load Guidance System is a unique extension plate that “guides” the load away from the edge of the platform and keeps the operator at the center
 - GPTLR offers several patent pending features
 - The FMVSS compliant underride is standard, comes preinstalled at the Maxon factory, and is easily adjustable at installation
 - Platform has an improved recessed hinge
- * **Note:** The GPTLR is designed for dry freight body and trailer applications only. For refrigerated, flatbed or swing door applications, please contact your MAXON Sales or Customer Service Representative to find out about alternative MAXON liftgate solutions.

MODEL CAPACITY	PLATFORM SIZE*		TOTAL WEIGHT	BED HEIGHT
GPTLR-25 (2500 Lbs.)	Aluminum 60" X 86"	Steel 52" X 86"	1294 Lbs.	44" Min. with Body Laden
GPTLR-33 (3300 Lbs.)		10" Fixed Ramp		
GPTLR-44 (4400 Lbs.)	10" Fixed Ramp	Aluminum 68" X 86"	1459 Lbs.	55" Max. with Body Un- laden
GPTLR-55 (5500 Lbs.)		10" Aluminum Retention Ramp		

* Dimension shown for 102" wide vehicles



GPTLR-25 & 33 Lift Dimensions and Mounting Requirements



GPTLR-44 & 55 Lift Dimensions and Mounting Requirements

TUK-A-WAY® SERIES

The GPTLR Series

MAXON®

Optional Features

- Power Down
- Cart Stops (Available on Aluminum Platforms Only)
- Heavy-Duty Dual Step Dock Bumpers
- Folding Steps
- Dual Controls
- Street Side Controls
- Low Voltage Thermal Switch (LVTS)
- Cab Cut-off
- Hand-Held Controls
- Frameless Trailer Mounting Kit
- Auxiliary Hand Pump
- Cycle Counter
- Circuit Breaker Kit
- Trail Charger
- Single and Dual Pole Charge Lines & Adapters
- Underride (Optional on GPTLR 25 & 33 and Standard on 44 & 55)
- Special Order Request Options Include: Swing Door Extension Plate and 24 Volt System Pump & Motor

Distributed by:



Level Ride

The GPTLR rides level all the way to the ground, just like a rail liftgate. The platform design allows for loads to be easily loaded on and off because it sits completely flat on the ground.



Multiple Step Options

Bolt-on style dual step dock bumpers (shown at left) and folding steps are available as optional equipment. The folding steps may be installed on either or both sides of the liftgate.



MAXPRO® Paint or GALVANIZED Finish

This patented, exclusive paint process has a tough polyurea top coat and an AL rich primer that combat corrosion and keep the liftgate looking like new. GALVANIZED gates are also available for extreme corrosive environments.

Shipped Fully Assembled

The GPTLR comes fully assembled with everything pre-wired and plumbed, and installs as one piece. Installer variability and error are virtually eliminated.

Protected Pump/Motor Assembly

The pump and motor are factory wired and installed, and even shipped with oil in the reservoir. The assembly is protected from the elements by its cover, and the main frame to which it is securely attached. It's also easy to remove, if necessary. To discourage theft, the bolt to remove the pump and motor is protected with a lockable steel collar.

Note: The GPTLR is designed for dry freight body and trailer applications only. For refrigerated, flatbed or swing door applications, please contact your MAXON Sales or Customer Service Representative to find out about alternative MAXON liftgate solutions.