

TUK-A-WAY® SERIES

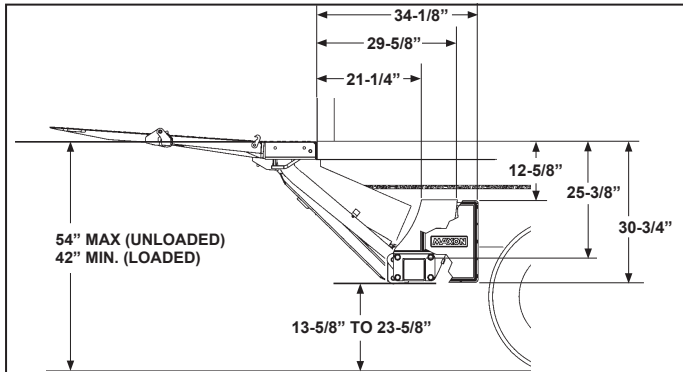
The TE-25/TE-30 Series



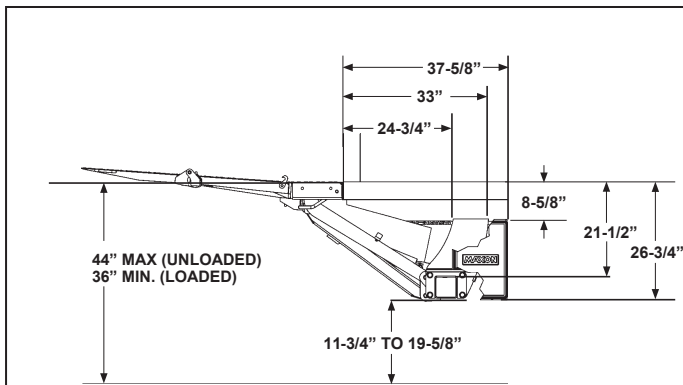
TE-25/TE-30 SPECIFICATIONS

MAXON's brand new TE-25/TE-30 liftgate models have taken "standard" to a whole new level. The 2,500 lbs or 3,000 lbs, medium-duty, Tuk-A-Ways deliver premium features in a standard tuk

- Powerful liftgate in an economic package
- Steel, Steel/Aluminum as well as all Aluminum platforms
- Painted or optional galvanized
- Galvanized versions feature bolt-on mount plates
- Weld-on as well as bolt-on step options
- Low bedheight versions
- Grease fittings at all critical rotation points



TE-25/TE-30 Lift Dimensions and Mounting Requirements



TE-25L/TE-30L Lift Dimensions and Mounting Requirements

NOTE: Please review appropriate liftgate installation manual for full vehicle and or body requirements to ensure proper fit.

MODEL CAPACITY	PLATFORM SIZE	TOTAL WEIGHT	BED HEIGHT
TE-25 (2,500 Lbs.)	36" x 80" (ST)	555 lbs. to 655 lbs.	42" Min. w/Body Laden 54" Max. w/Body Unladen
	48" x 80" (ST)		
TE-30 (3,000 Lbs.)	48" x 80" (ST/AL)		
	52" x 80" (ST/AL)		
TE-25L (2,500 Lbs.)	36" x 80" (ST)	585 lbs. to 685 lbs.	36" Min. w/Body Laden 44" Max. w/Body Unladen
	48" x 80" (ST)		38" Min. w/Body Laden 44" Max. w/Body Unladen
TE-30L (3,000 Lbs.)	48" x 80" (ST/AL)		38" Min. w/Body Laden 44" Max. w/Body Unladen
	48" x 80" (AL/AL)		38" Min. w/Body Laden 44" Max. w/Body Unladen

ST = Steel
AL = Aluminum



TUK-A-WAY® SERIES

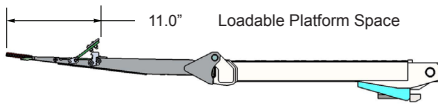
The TE-25/TE-30 Series

MAXON®

Optional Features


- Bolt-on steps
- Hand held control
- Cab Cut-off switch
- Power down
- Single or Dual Cart stops (Steel/Aluminum and all-Aluminum platforms)
- Galvanized finish

Loadable Platform Space with Cart Stops Deployed



Large Wedge-Type Platform Design

The TE-25/TE-30 features large (36"/48"/52" x 80") wedge-type platforms that are available in Steel, Steel/Aluminum or Aluminum/Aluminum configurations. The wedge design allows for the smooth transition of load on and off the platform.



Single- or Dual Cart Stop Options

The Steel/Aluminum and Aluminum/Aluminum platforms feature optional single or dual cart stops.



Optional Bolt-On Steps and Extension Plate

The steps and extension plates were strategically designed to bolt-on (option) in order to avoid welding on the gate that would affect the factory paint or galvanized finish. The steps were also designed as an integral part of the gate that would easily allow for them to be exchanged in case of dock damage.



Grease Fittings Standard

The TE-25/TE-30 feature grease fittings at all critical rotation points.

Distributed by:



MAXPRO® Paint or GALVANIZED Finish

This patented, Maxon exclusive paint process has a tough polyurea top coat and an AL rich primer that combat corrosion and keep the liftgate looking like new. For even more corrosion protection, the TE-25/TE30 are also available in a galvanized finish.

M-220-0417



Maxon Lift Corp. 11921 Slauson Ave., Santa Fe Springs, CA 90670
800.227.4116 Fax 888.771.7713, www.maxonlift.com